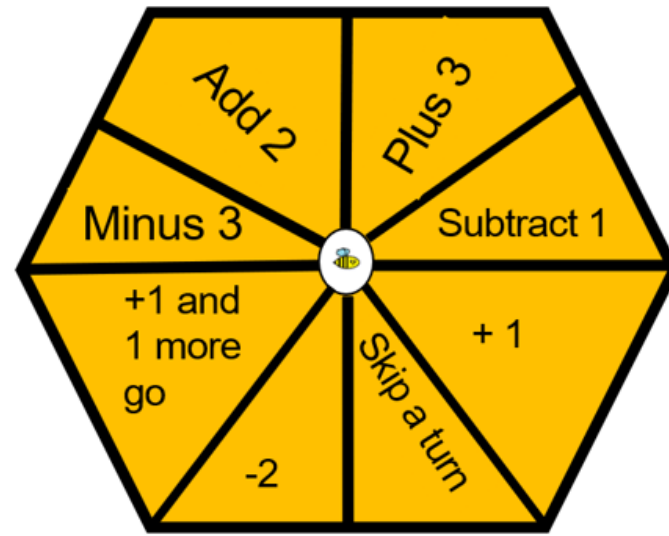


Fun With Numbers Honeycomb Board Game

Choose a bee and be the first one to reach the end of the honeycomb!

Number Spinner

Place a pen or pencil across the centre of the spinner. Spin the pen or pencil and see which number it points towards!




To Prepare

- You will need a pen or a pencil to use with the number spinner, and a pair of scissors if you want to use the bee counters below.
- The honeycomb picture below is the board for this game.
- Each person needs their own counter. You can make or use your own counters or cut out the bee counters at the bottom of this sheet.

Instructions

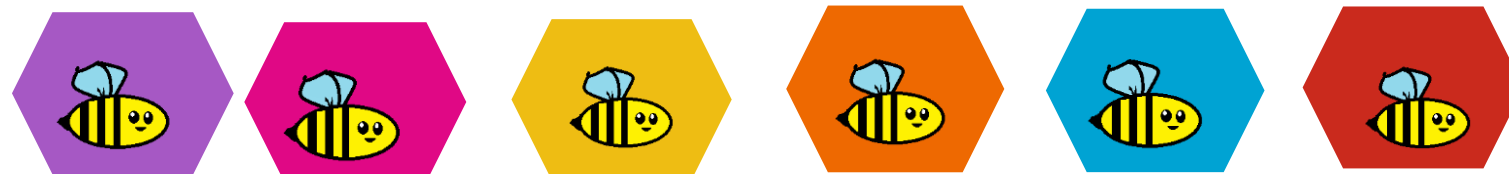
- Players take it in turns to spin and move their bee across the board.
- If you spin a positive number, move your counter forward on the board by this many steps.
- If you spin a negative number, move your counter backwards on the board by this many steps.
- The player whose bee reaches the end (number 10) first is the winner!



Thanks very much to Bruno Hannemann from the York & District Beekeepers Association for allowing us to use their image for the board!

Picture owned by: Bruno Hannemann

Cut out the Bee counters below



**NUM3RICAL
COGNITION
L4B**

